

# Potential Formation Damage: An Integrated Reservoir Characterization Study of the Naturally Fractured Carbonate Middle Duperow Formation at the Kevin Dome, Montana\*

Minh C. Nguyen<sup>1,5</sup>, Morteza Dejam<sup>2</sup>, Mina Fazelalavi<sup>3</sup>, Ye Zhang<sup>1</sup>, David W. Bowen<sup>4</sup>, and Philip H. Stauffer<sup>5</sup>

Search and Discovery Article #80735 (2020)\*\*

Posted October 26, 2020

\*Adapted from oral presentation accepted for the 2020 AAPG Annual Convention and Exhibition online meeting, September 29 – October 1, 2020

\*\*Datapages © 2020 Serial rights given by author. For all other rights contact author directly. DOI:10.1306/80735Nguyen2020

<sup>1</sup>Department of Geology and Geophysics, University of Wyoming, Laramie, Wyoming, USA ([minh.nguyen@uwyo.edu](mailto:minh.nguyen@uwyo.edu))

<sup>2</sup>Department of Petroleum Engineering, University of Wyoming, Laramie, Wyoming, USA

<sup>3</sup>Energy Research Section, Kansas Geological Survey, Lawrence, Kansas, USA

<sup>4</sup>Department of Earth Sciences, Montana State University, Bozeman, Montana USA

<sup>5</sup>Earth and Environmental Sciences Division, Los Alamos National Laboratory, Los Alamos, New Mexico, USA

## Abstract

In this study, we integrate geologic and engineering data of a naturally fractured carbonate reservoir at the Kevin Dome, Montana. Well test data are correlated with core description, geochemical and lithology study to determine the flow behavior and communication within the injection test interval and to the surrounding area. Based on a dual-continuum geologic model, numerical brine injection simulations are carried out to validate the interpretation results from our well test analytical models and forecast the probability of CO<sub>2</sub> injection success using current reservoir properties. As a result, our well test analytical models as well as lithology/core description suggest that fluid flow may be mainly restricted to the injection interval and the assumption of radial (horizontal) flow may be appropriate. The well test models also indicate that there is potentially formation damage with a positive skin factor although prior to brine injection well tests, well stimulation through acid treatment was performed. Our numerical simulation results appear to confirm this formation damage by showing additional pressure buildup in the injection data during later test periods. To explain this, acid may have dissolved dolomite then dolomite or calcite may have been formed again further into the matrix/fracture system. Another possible explanation is mechanical clogging of the fractures due to acid dissolving dolomite and dislodging fine grains. Our work also predicts that if no additional well stimulation is performed, the project will have a lower probability of successfully injecting 1 million tons of CO<sub>2</sub> into the Middle Duperow formation over 4 years.

## Selected References

Big Sky Carbon Sequestration Partnership, Schlumberger, Altamont Oil and Gas, Northern Lights Energy Co, Inc., Sanjel. Wallewein 22-1 Well Test Data and Reports, March 2015. <https://edx.netl.doe.gov/dataset/well-test-data-for-wallewein-22-1> Website accessed October 2020.

- Dai, Z., P.H. Stauffer, J.W. Carey, R.S. Middleton, Z. Lu, J.F. Jacobs, and L.H. Spangler, 2014, Pre-Site Characterization Risk Analysis for Commercial-Scale Carbon Sequestration: Environmental Science and Technology, v. 48/7, p. 3908-3915.
- Nguyen, M.C., Y. Zhang, J.W. Carey, and P.H. Stauffer, 2017, Application of an Integrated Assessment Model to the Kevin Dome Site, Montana: (No. LA-UR-17-29925), Los Alamos National Laboratory (LANL), Los Alamos, NM, 19 p.
- Nguyen, M.C., Onishi, T., J.W. Carey, B. Will, W. Zaluski, D.W. Bowen, A. Duguid, B.C. Devault, L.H. Spangler, and P.H. Stauffer, 2017, Risk Assessment of Carbon Sequestration into a Naturally Fractured Reservoir at Kevin Dome, Montana: (No. LA-UR-17-31501), Los Alamos National Lab (LANL), Los Alamos, NM, 65 p.
- Nguyen, M.C., Y. Zhang, W. Zaluski, T. Onishi, J.W. Carey, and P.H. Stauffer, 2018, Investigating the Subsurface Heterogeneity of a Naturally Fractured Reservoir in Relation to CO<sub>2</sub> Geological Storage at the Kevin Dome Site, Montana: American Geophysical Union, Fall Meeting 2018, Abstract #MR53A-0105.
- Nguyen, M.C., et al., under review, Skin Factor and Potential Formation Damage from Chemical and Mechanical Processes in a Naturally Fractured Carbonate Aquifer with Implications to CO<sub>2</sub> Sequestration: International Journal of Greenhouse Gas Control.
- Onishi, T., M.C. Nguyen, J.W. Carey, B. Will, W. Zaluski, D.W. Bowen, B.C. Devault, A. Duguid, Q. Zhou, S.H. Fairweather, L.H. Spangler, and P.H. Stauffer, 2019, Potential CO<sub>2</sub> and Brine Leakage Through Wellbore Pathways for Geologic CO<sub>2</sub> Sequestration Using the National Risk Assessment Partnership Tools: Application to the Big Sky Regional Partnership: International Journal of Greenhouse Gas Control, v. 81, p. 44-65.
- Onishi, T., P.H. Stauffer, M.C. Nguyen, and J.W. Carey, 2017, Big Sky Project Preliminary Results June 28, 2017: (No. LA-UR-17-25222), Los Alamos National Lab (LANL), Los Alamos, NM, 40 p.
- Zaluski, W., 2018, Kevin Dome Static Model Development Final Report: Schlumberger Carbon Services, Big Sky Carbon Sequestration Partnership. <https://edx.netl.doe.gov/dataset/kevin-dome-geologic-model> Website access October 2020.
- Zhou, Q., C.M. Oldenburg, N. Spycher, L. Pan, and A. Cihan, 2013, Milestone Report: Summary of Site Characterization, Data Collection and Review, Development of Static Geologic Model, and Preliminary Multiphase Flow and Reactive Transport Modeling Activities: LBNL Milestone Report, Earth Sciences Division, Lawrence Berkeley National Laboratory, Berkeley, CA, 65 p.

# Potential Formation Damage: An Integrated Reservoir Characterization Study of the Naturally Fractured Carbonate Middle Duperow Formation at the Kevin Dome, Montana

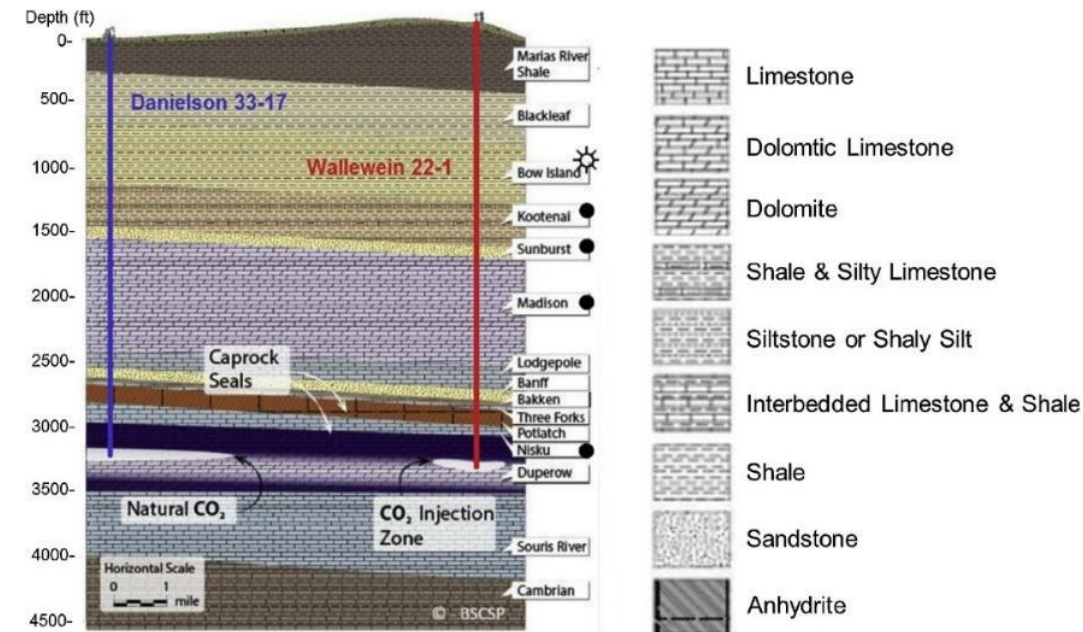
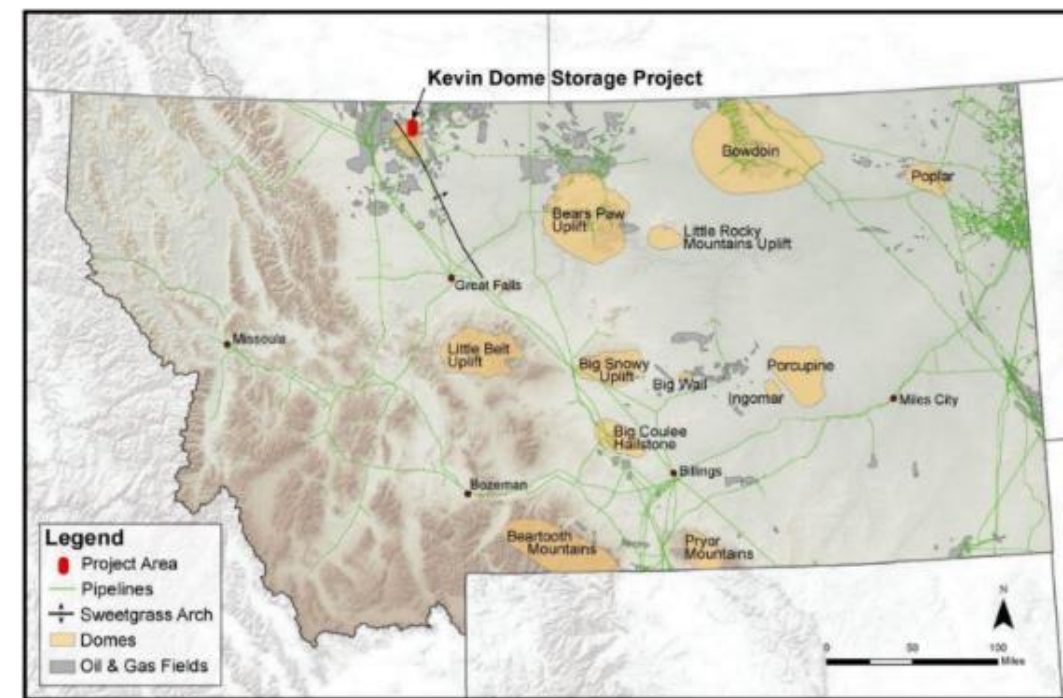
UNIVERSITY  
OF WYOMING



**Minh C. Nguyen\***, Morteza Dejam, Mina Fazelalavi, Ye Zhang, David W. Bowen, Philip H. Stauffer

# Introduction

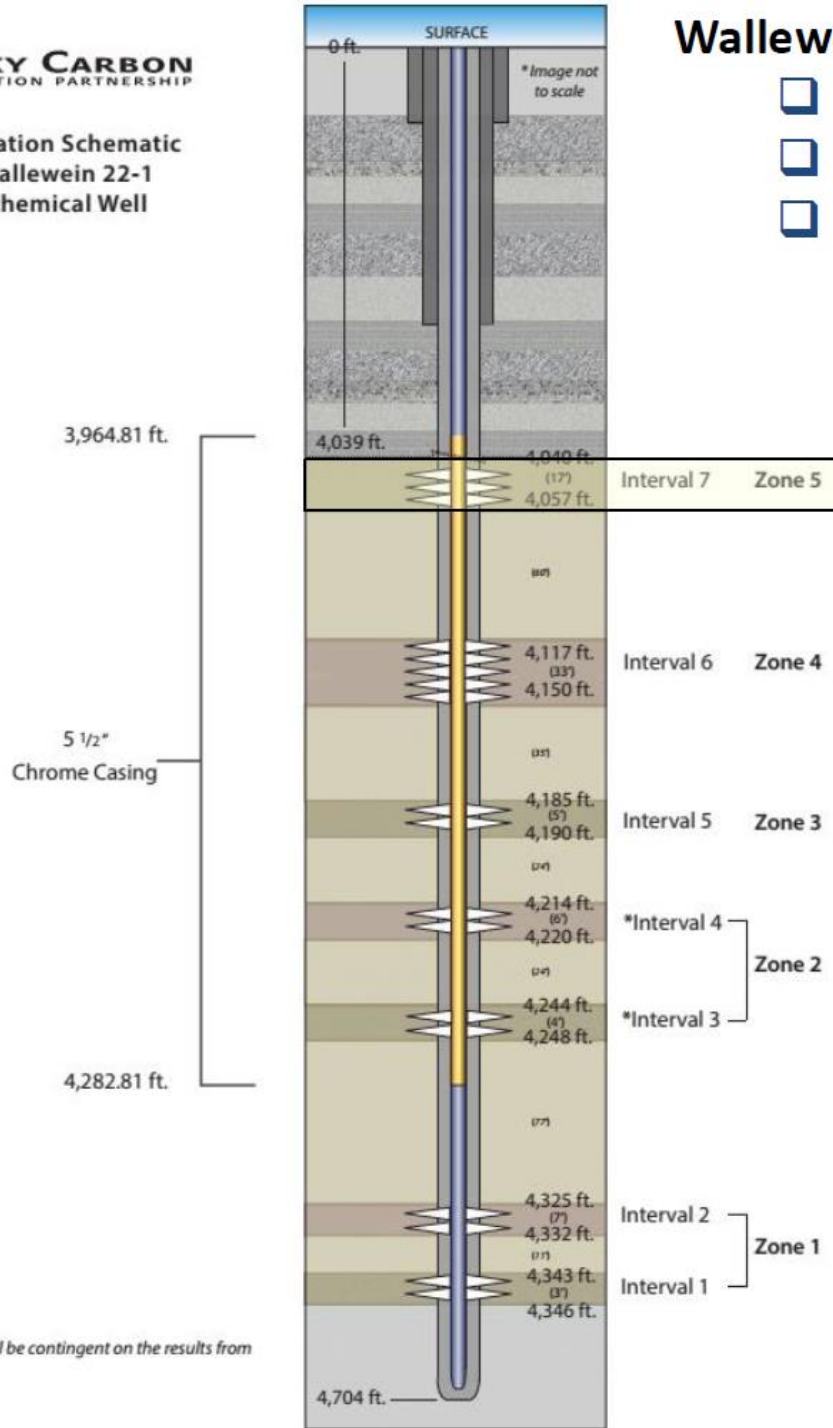
- The Big Sky Carbon Sequestration Partnership's Kevin Dome project is one of US DOE's Regional Carbon Sequestration Partnership Phase III Development projects (Onishi et al., 2019)
- The target reservoir is the middle Duperow, a Devonian carbonate (mixed dolostone and limestone) interval of ~100 ft (30 m) thickness
- Our research goal is to utilize the existing samples and data at this site to contribute to the understanding of CO<sub>2</sub> storage in naturally fractured carbonate reservoirs.



Disclaimer: This graphic is a generalized representation of the subsurface at Kevin Dome. The horizontal and vertical scale are independent of one another to fit the view on a single page. Surface infrastructure not to scale.

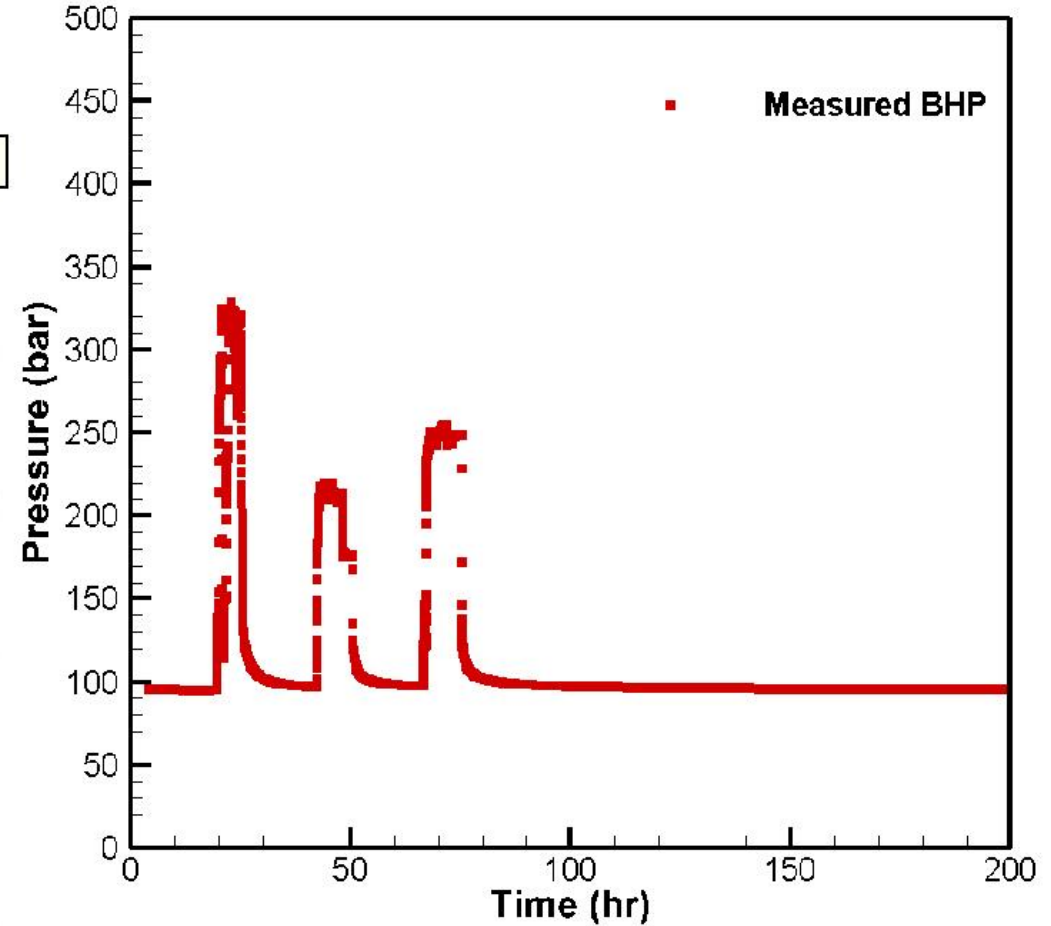


Well Perforation Schematic  
for the Wallewein 22-1  
Far Geochemical Well



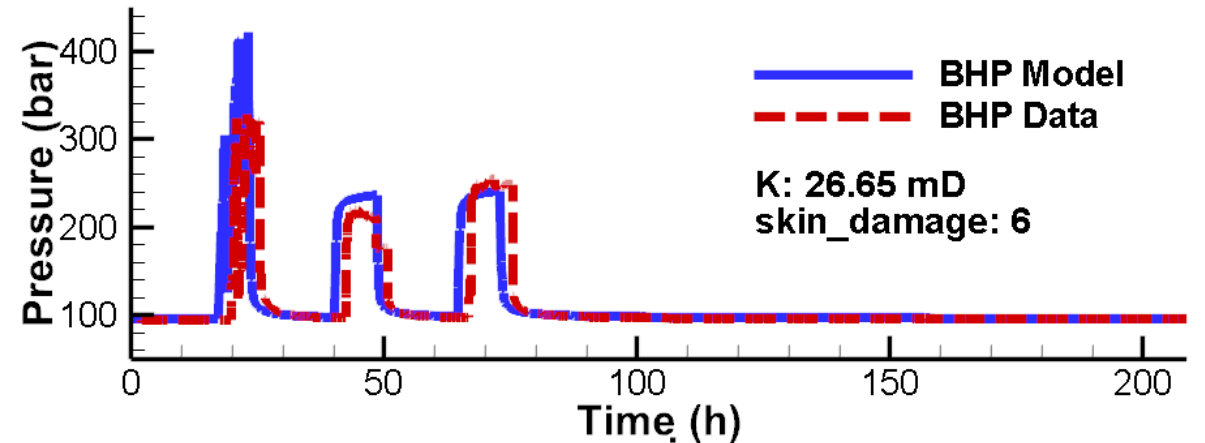
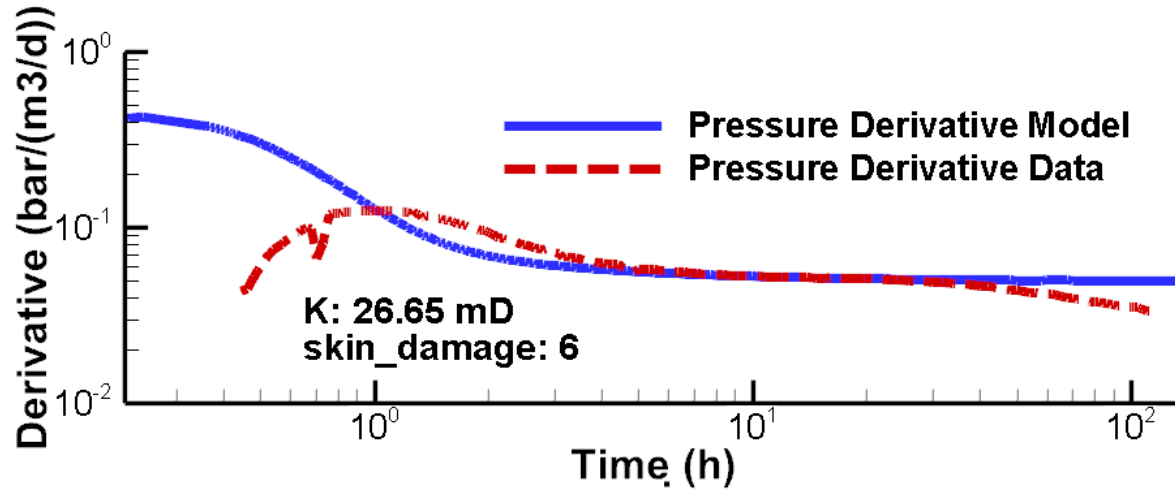
# Wallewein #22-1 Zone 5 Injection Test Data & Analysis

- Day 1: Step-Rate Test (SRT)
- Day 2: Injection Test
- Day 3: Injection Test



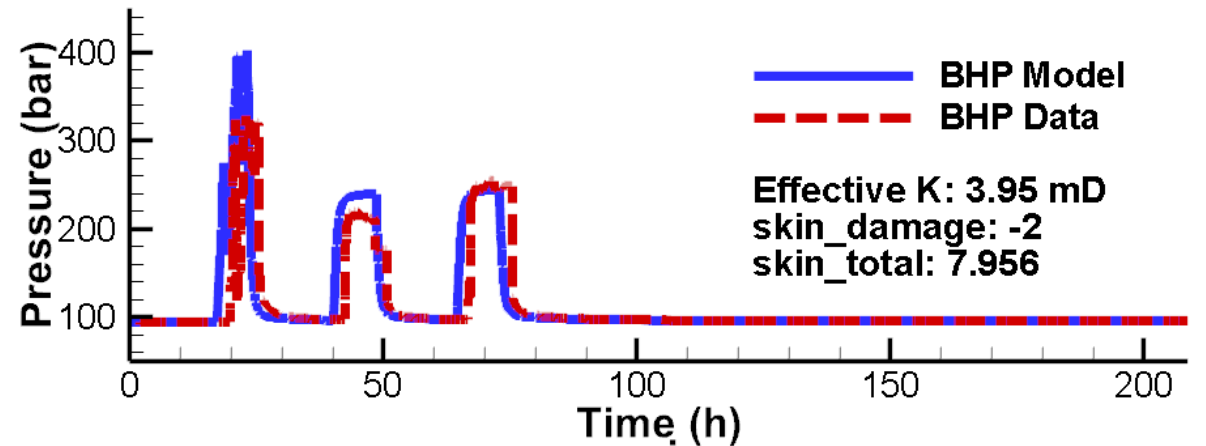
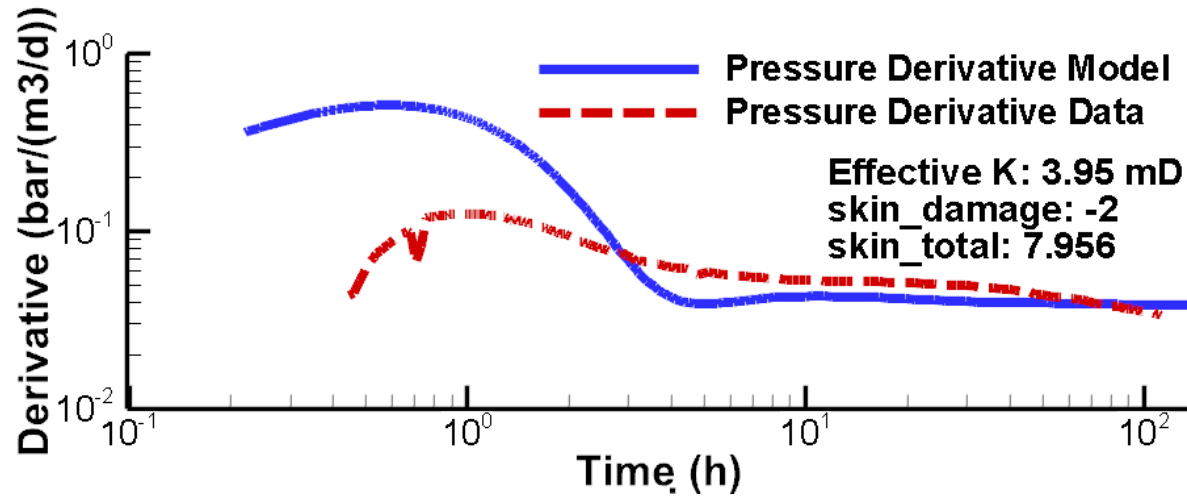
Nguyen, M.C., et al., under review, Skin factor and potential formation damage from chemical and mechanical processes in a naturally fractured carbonate aquifer with implications to CO<sub>2</sub> sequestration, IJGGC.

# Well Test Analysis – Full Penetration



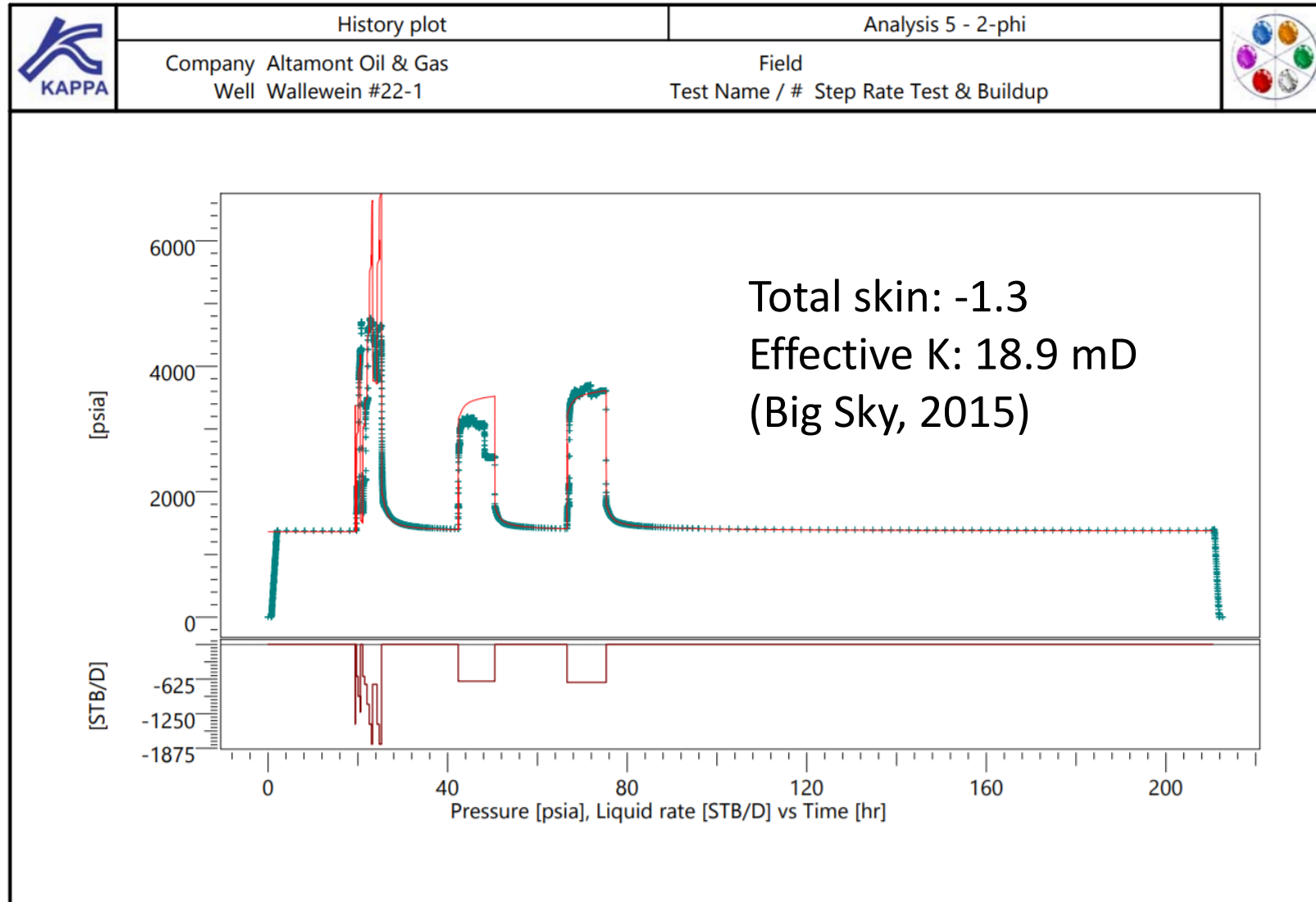
Nguyen, M.C., et al., under review, Skin factor and potential formation damage from chemical and mechanical processes in a naturally fractured carbonate aquifer with implications to CO<sub>2</sub> sequestration, IJGGC.

# Well Test Analysis – Partial Penetration



Nguyen, M.C., et al., under review, Skin factor and potential formation damage from chemical and mechanical processes in a naturally fractured carbonate aquifer with implications to CO<sub>2</sub> sequestration, IJGGC.

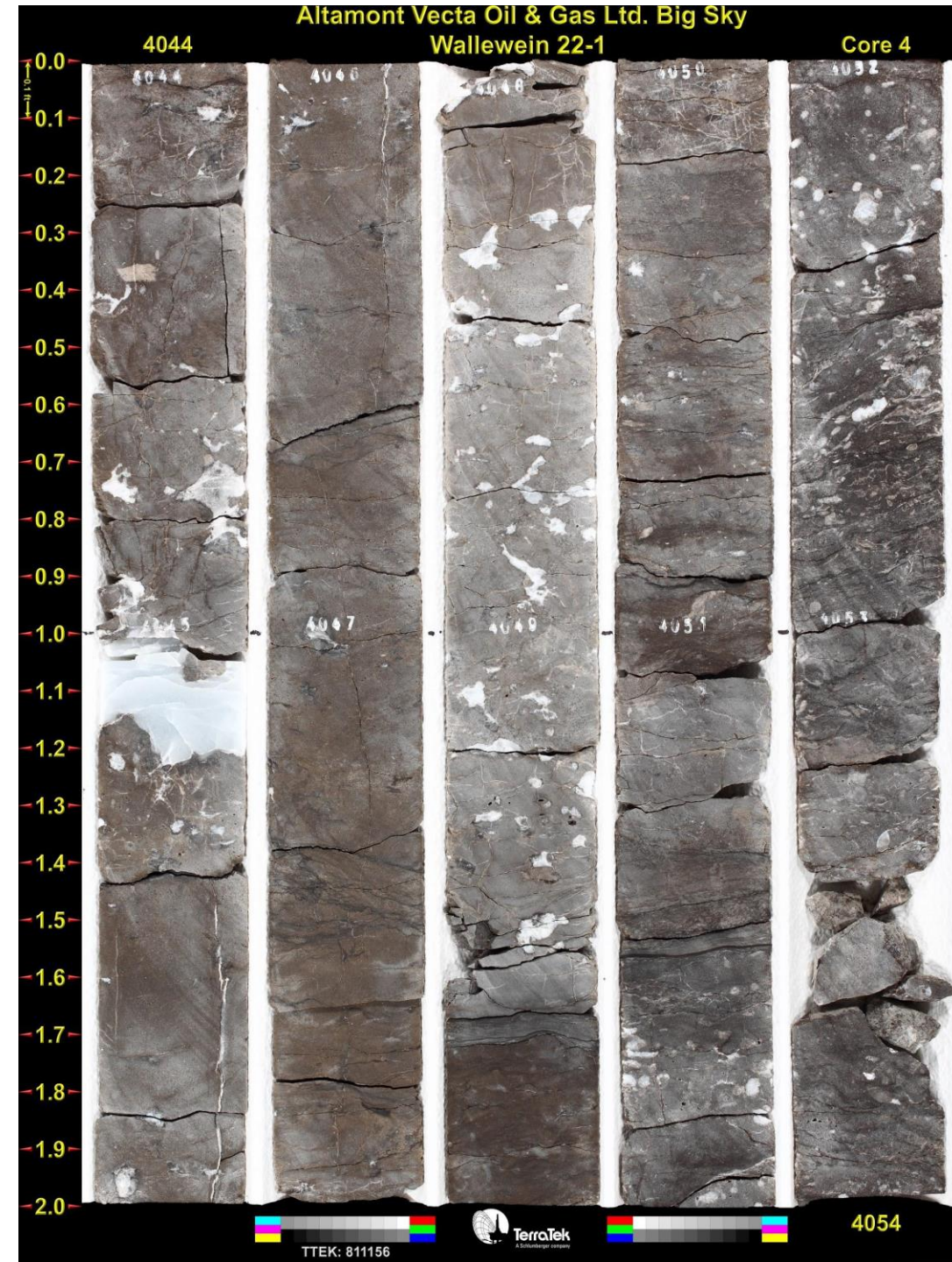
# Well Test Results Contradict Previous Report





# Core Sample

- Injection interval Zone 5
- This interval contains mainly dolomite (greyish materials) and anhydrite (small white blobs)
- Vertical fractures are observed from the core though their vertical extent is not extensive and not representative of the reservoir fractures

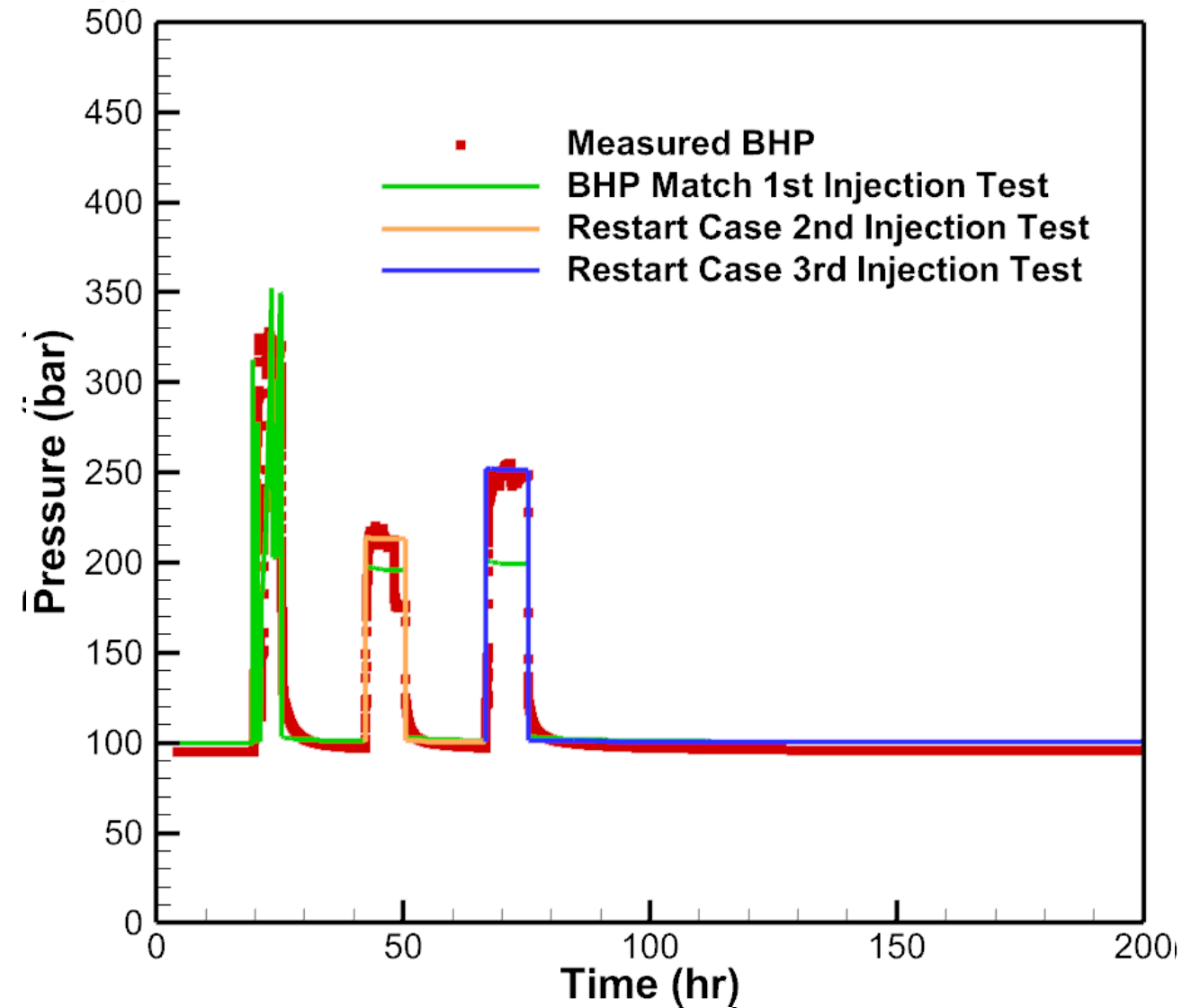


# Hypothesis and Testing

- *We hypothesize that formation damage at Wallewein 22-1 during injection well tests may have reduced the **near-wellbore permeability**, which will adversely impact future CO<sub>2</sub> injectivity at this well.*
- To test this hypothesis and validate the interpretation from the well test analytical models, we perform 3-D brine injection simulations using an improved dual-continuum flow model in which matrix and fracture properties are estimated based on the most recent characterization data collected at the site. (Zaluski, 2018)
- Geochemical speciation calculations are carried out to identify the likely in-situ reactions contributing to the observed pressure buildup during brine injection following the acidizing treatment.

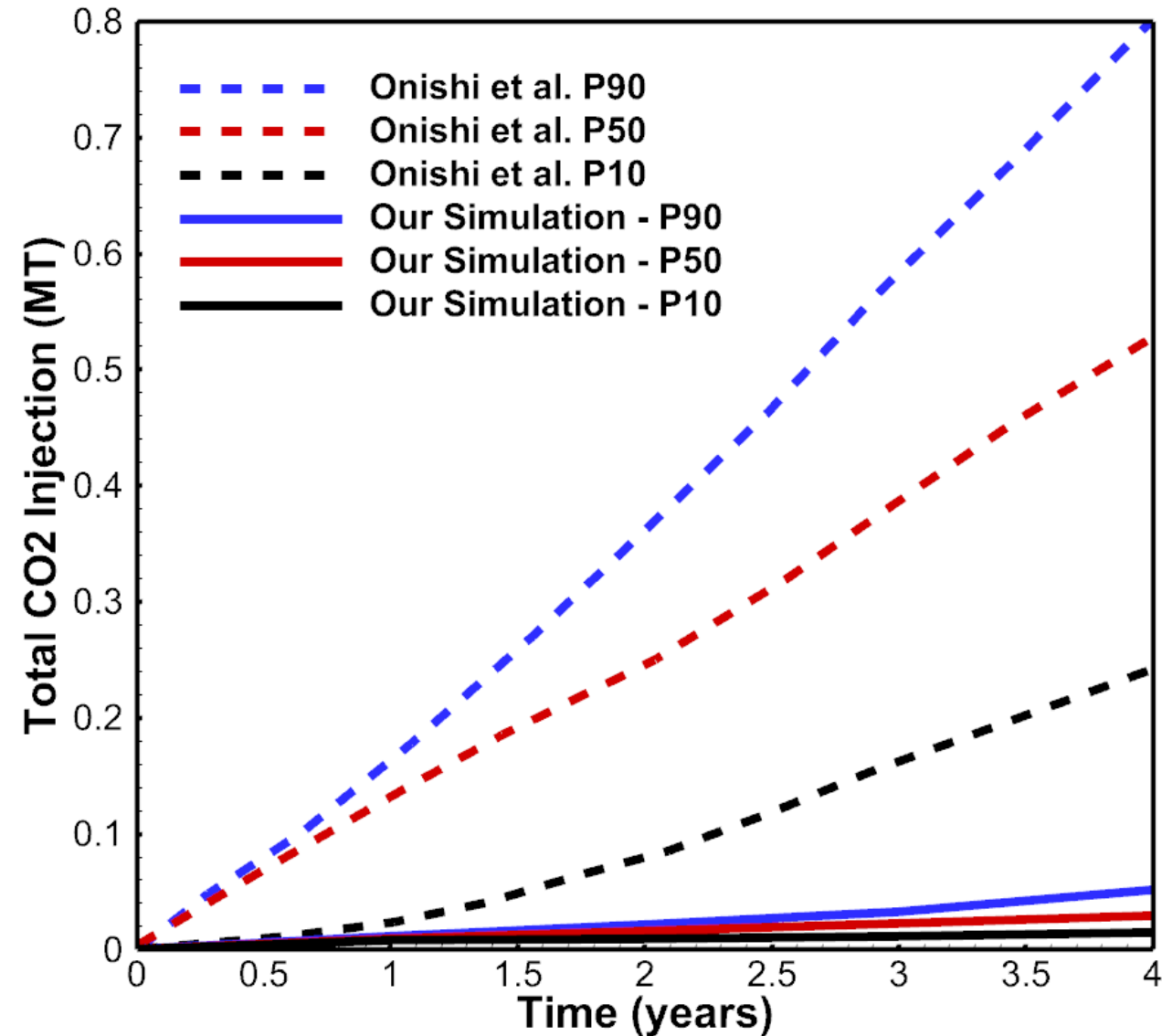
# Results – Numerical Simulation

- In simulation scenarios where the near-wellbore horizontal permeability remains constant and there is no formation damage, BHP build-up during the second and third injection tests is similar (green solid line).
- Next, we consider simulation results that consist of changing  $k_h^w$  over time.
- Simulation results (orange and blue lines) show that permeability reduction (i.e., positive skin factor) during the injection tests can explain the observed pressure response
- A reduced permeability (compared to the first test) applied to the second injection test (orange solid line) has produced an improved fit to the observed pressure response during this test.



# Results – Numerical Simulation

- Based on the formation damage observed during the second and third brine injection tests,  $k_h^w$  has been adjusted accordingly in a hypothetical CO<sub>2</sub> injection model.
- Our simulation results suggest that there is a lower probability of successfully injecting 1.0 MT of CO<sub>2</sub> into the Middle Duperow formation over 4 years compared to Onishi et al. (2019).
- This is likely because Onishi et al. (2019) used the fracture and matrix permeability range from regional parameter estimates in previous studies (Dai et al., 2014; Zhou et al., 2013) while we build our reservoir property model based on log and core measurements at Wallewein 22-1 (Zaluski, 2018)



# Geochemical analysis of post-acid-test formation water

Sample	Wallewein 22-1 (mol/m <sup>3</sup> )	Amoco Chevron Gulf (mol/m <sup>3</sup> )	Snow Hollow #1 (mol/m <sup>3</sup> )
Ca	18.9	4.315	14.75
Mg	10.74	0.7471	2.44
Na	52.63	113.7	149.6
K	2.66	6.094	2.469
HCO <sub>3</sub>	*	3.228	5.829
SO <sub>4</sub>	31.02	0.5881	37.74
Cl	14.41	122.2	105
pH	6.3	6.0	8.2

- Baseline water chemistry samples were not collected before acid treatment
- We carry out a sensitivity analysis using water chemistry data from Wallewein 22-1 as well as from two analogous wells in the nearby Madison Limestone Formation



# Saturation Index

Sample	Wallewein 22-1	Amoco Chevron Gulf	Snow Hollow #1
Calcite	0.5311	-0.6134	2.251
Dolomite	1.82	-0.6282	5.043
Gypsum	-0.1377	-1.959	-0.1266
Anhydrite	-0.3154	-1.413	0.2609
Halite	-5.001	-3.691	-3.725

- Saturation indices for select clogging minerals in  $\log(q/k)$ . a  $\log(q/k) < 0$  indicates a mineral will tend to dissolve, a  $\log(q/k) > 0$  indicates a mineral will tend to precipitate
- All three water samples are evaluated for saturation of potential pore-clogging minerals: calcite, dolomite, gypsum, anhydrite, halite.
- Calcite is the only saturated phase. Therefore if chemical clogging were to occur, calcite would be the most likely candidate. Dolomite is not included because the kinetics of dolomite formation are slow and would not be applicable to the time scales being examined here.



# Conclusions & Recommendations

- Two possible scenarios that could lead to a positive total effective skin factor and near wellbore permeability decline: **partial penetration** and **formation damage**
- Analytical models indicate a positive total skin factor, contradicting results of a previous study suggesting that the well was mildly stimulated.
- On the formation damage side based on our integrated analysis, high pressure brine injection may have mechanically clogged the fracture/matrix systems through anhydrite fines migration.
- Our geochemical study suggests that calcite precipitation may have occurred during pre-injection acid treatment, potentially also causing formation damage.
- Since acid treatment took place well in advance of brine injection tests, calcite precipitation and anhydrite dislodging are more likely to cause formation damage than high pressure injection.

# Conclusions & Recommendations

- To address potential formation damage, we suggest that future GCS projects conduct a comprehensive geochemical study using baseline water chemistry samples before acid treatment to predict potential precipitation.
- Another prevention measure is to consider an alternative stimulation fluid such as EDTA.
- More precaution should be in place for fluid injection in GCS projects including BSCSP to avoid fracturing the rock formation and making it vulnerable to fines migration.
- A possible remediation plan for BSCSP is to inject a more basic solvent like NaOH or KOH into the formation to neutralize the acidic formation water and dissolve any possible calcite precipitation.
- Our work also predicts that regardless whether well stimulation is performed at the Wallewein 22-1, the project will have a lower probability of successfully injecting 1.0 MT of CO<sub>2</sub> into the Middle Duperow formation over 4 years compared to previous studies at the site which relied on regional parameters.

# Disclaimer & Acknowledgments



- **Disclaimer:**  
This report was prepared as an account of work sponsored by an agency of the United States Government. Neither the United States Government nor any agency thereof, nor any of their employees, makes any warranty, express or implied, or assumes any legal liability or responsibility for the accuracy, completeness, or usefulness of any information, apparatus, product, or process disclosed, or represents that its use would not infringe privately owned rights. Reference herein to any specific commercial product, process, or service by trade name, trademark, manufacturer, or otherwise does not necessarily constitute or imply its endorsement, recommendation, or favoring by the United States Government or any agency thereof. The views and opinions of authors expressed herein do not necessarily state or reflect those of the United States Government or any agency thereof.
- **Acknowledgments:**  
This material is based upon work supported by the U. S. Department of Energy and the National Energy Technology Laboratory under Award Number DE-FC26-05NT42587.