

# Microseismic Monitoring of a Carbon Sequestration Field Test

Jill Daugherty\*

Engineering Seismology Group (ESG) Canada Inc., Kingston, Ontario

jill.daugherty@esg.ca

and

Ted Urbancic

Engineering Seismology Group (ESG) Canada Inc., Kingston, Ontario

## Introduction

Microseismic monitoring was implemented as part of a comprehensive carbon sequestration monitoring program at the Midwest Regional Carbon Sequestration Partnership's geologic field test site in Otsego County, Michigan. The field test itself consisted of the injection of ~10,000 tonnes of CO<sub>2</sub> over 31 days in early 2008 at injection rates ranging from several hundred to approximately 600 tonnes per day of CO<sub>2</sub>. The intent of the overall monitoring program was to evaluate a variety of monitoring technologies and understand their potential for verifying cap rock integrity and identifying the position of the CO<sub>2</sub> plume. This paper describes techniques and results of the microseismic portion of the monitoring activities at the site.

This work was carried out as part of the Midwest Regional Carbon Sequestration Partnership (MRCSP); DOE/NETL Cooperative Agreement No. DE-FC26-05NT42589.

## Method

Microseismic monitoring was achieved using two temporary downhole eight-level triaxial geophone arrays located in observation wells within 750m of the injection well.

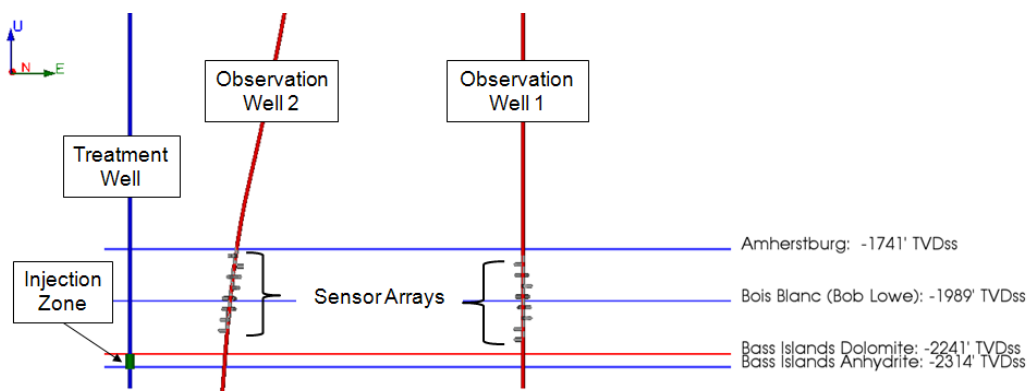


Figure 1: Michigan Field Test CO<sub>2</sub> Injection Site (depth view)

During the deployment period, a total of 2974 triggers were recorded, of which 100 microseismic events were located, ranging in magnitude from -2.5 to 0, including 7 orientation shots. One of these events, recorded during a period of high relative injection rate, was located at the base of the cap rock during the permitted injection interval, suggesting a possible linkage with pressure change or fluid mobilization caused by CO<sub>2</sub> injection processes. All other events, although microseismic in nature, are considered to be the result of other process in the field and not related to the permitted injection of CO<sub>2</sub>.

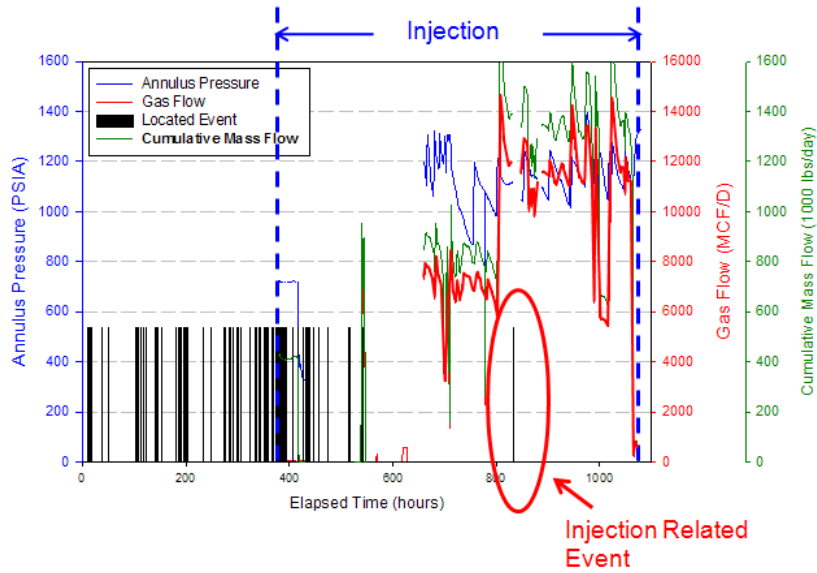


Figure 2: Microseismic Event Distribution and CO<sub>2</sub> Injection Data

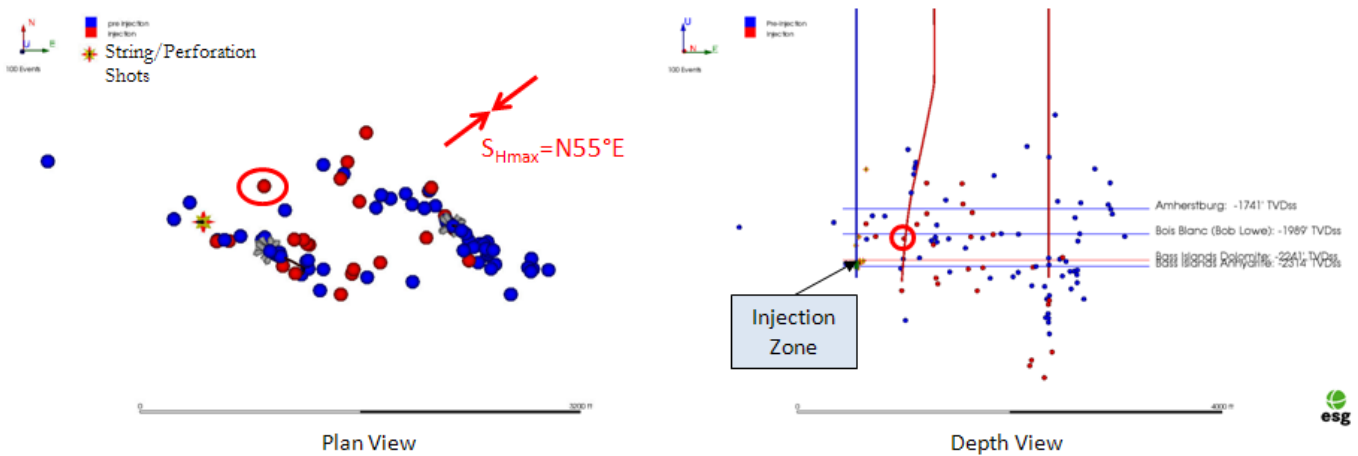


Figure 3: Microseismic Event Locations; red events were recorded during the period of injection into the Bass Islands Dolomite formation, while blue events were recorded prior to injection.

Seismic Moment Tensor Inversion (SMTI) analysis performed on the injection related event revealed a complex failure mechanism (25% isotropic, 54% CLVD, and 21% double couple) that is consistent with a crack opening. Potential failure planes are oriented at N160°E or N24°E, which is supported by the orientation of the maximum horizontal stress in the region. In this context, complex failure mechanism is taken to be the description of the motion of the rock system.

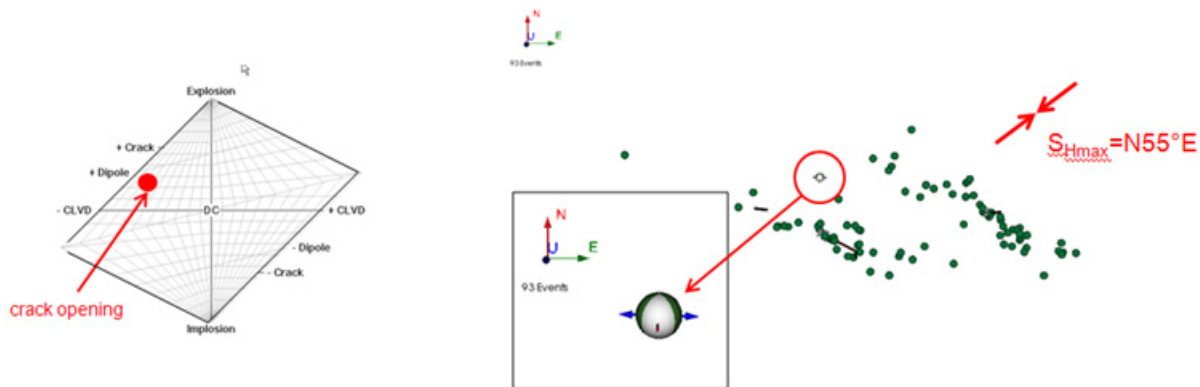


Figure 4: Seismic Moment Tensor Inversion (SMTI) Analysis indicates mechanism of failure consistent with a crack opening, and with potential failure planes oriented at N160°E or N24°E.

## Conclusions

Microseismic monitoring has proved to be a valuable tool for monitoring CO<sub>2</sub> injections. During this field test, one injection related event was recorded and located during the permitted injection interval (below the base of the cap rock) during a period of high relative injection rate. Moment Tensor Inversion analysis provided insight into the failure mechanism and orientation of the failure plane for this event, supporting its relationship to the CO<sub>2</sub> injection.

## Acknowledgements

Battelle Memorial Institute: Jacqueline Gerst, Neeraj Gupta, Dave Ball, Judith Bradbury, Lydia Cumming, Matt Place, Ioan Feier, Charlotte Sullivan, Diana Bacon, Joel Sminchak

DOE-NETL: Lynn Brickett

Core Energy, LLC: Robert Mannes, Joe Herpst, Jane DeVeaux

DTE Energy: Abed Houssari, Steve Rawlings, Becky Cook

Michigan Basin Core Research Laboratory: David Barnes, William Harrison, Sue Grammer

Additional Contributions by Numerous Other ESG and Midwest Regional Carbon Sequestration Partnership (MRCSP) Team Members were greatly appreciated.